

Stride Pro, Stride 800, Stride 700, Stride 600, Stride 500 ITE hearing aid series



Performance profile

	Stride Pro	Stride 800	Stride 700	Stride 600	Stride 500
Channels	20	20	16	10	6

Signature features

SpeechZone 2*	SpeechZone 2	SpeechZone			
Binaural spatial processing	•	•			
SoundNav	7 environments	6 environments	5 environments	2 environments	AutoMic
Sound Conductor	•	•	•	•	•
MyMusic	Automatic binaural	Automatic binaural	•	•	•
Binaural Phone	•	•	•	•	
Automatic Adaptation Manager	•	•	•	•	•

Features

Adaptive directional	Multiband	Multiband	Multiband	Multiband	•
Pinna Effect	•	•	•	•	•
Frequency compression	•	•	•	•	•
AntiShock	•	•	•	•	•

In all technology levels

Log It All, Natural Sound Balance, data logging, feedback manager, wind control, tinnitus masker, manual programs, streaming programs, DuoLink, easy-t, IntelliVent technology, plasma coating, telecoil

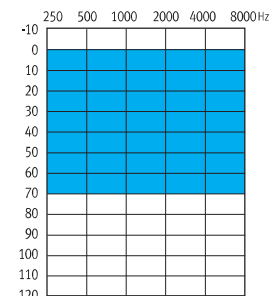
Accessories (optional)

Remote control 2, uStream, uDirect 3, uTV 3, uMic, IIC remote control

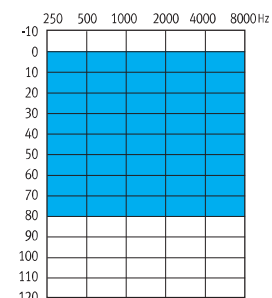
Battery size	Wireless	Microphone	Full shell	Half shell	Canal	Mini canal	CIC	IIC
13	Yes	Directional	Standard	Optional	Optional	N/A	N/A	N/A
312	Yes	Directional	Optional	Standard	Standard	N/A	N/A	N/A
10A	Yes	Directional	Optional	Optional	Optional	Standard	N/A	N/A
10A	Optional	Omni	Optional	Optional	Optional	Standard	Standard	N/A
10A IIC	N/A	Omni	N/A	N/A	N/A	N/A	N/A	Standard

*Available with directional products.

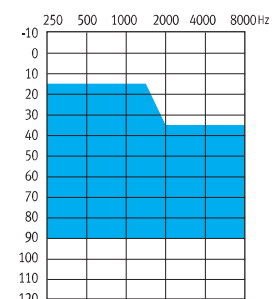
Fitting guides



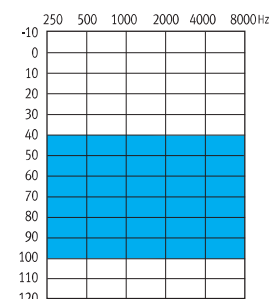
Moderate



Power



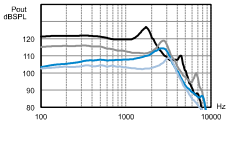
High power



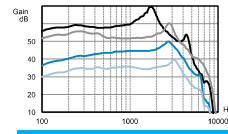
Super power

ANSI 3.22 2009/IEC 118-7 2005 2cc coupler technical data

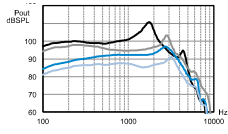
Reference test frequency - IEC 118-7 (kHz)	1.6	1.6	1.6	1.6
--	-----	-----	-----	-----



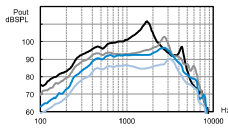
OSPL₉₀				
Maximum (dB SPL)	112	118	122	130
Nominal (dB SPL)	109	115	119	127
HFA - OSPL ₉₀ (dB SPL)	103	111	114	120
at RTF (dB SPL)	102	109	112	125



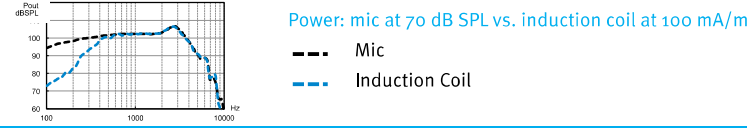
Full on gain (input 50 dB SPL)				
Maximum (dB)	40	50	60	70
HFA - FOG (dB)	35	46	54	62
at RTF (dB)	34	45	53	68



Reference test setting (RTS)				
Frequency range (Hz)	<100 - 7000	<100 - 6700	<100 - 7000	<100 - 5200
Reference test gain (dB)	26	34	37	43
Current drain at RTS (mA) 10A/312/13	1.2/1.2/1.2	1.2/1.2/1.2	1.2/1.2/1.2	--/1.2/1.2
Typical battery life (h) 10A/312/13	80/150/260	80/150/260	80/150/260	--/150/260
Equivalent input noise at RTS (dB SPL)	19	19	19	19
Total harmonic distortion at 500 Hz/800 Hz/1600 Hz (%)	1.0/1.5/1.0	1.0/1.0/1.0	1.0/1.0/1.0	1.0/1.0/1.0



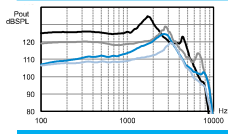
Induction coil sensitivity (31.6 mA/m)				
HFA SPLITS/STS-RSETS (dB SPL/dB)	86/0	94/0	96/-1	103/0



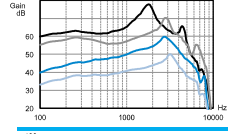
Electromagnetic compatibility				
EMC immunity by ANSI c63.19-2007 EMC, omni/telecoil	M ₄ /T ₄	M ₄ /T ₄	M ₄ /T ₄	M ₄ /T ₄

IEC 118-o OES coupler technical data

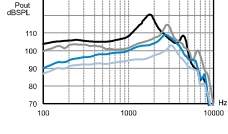
Reference test frequency - IEC 118-o (kHz)	1.6	1.6	1.6	1.6
--	-----	-----	-----	-----



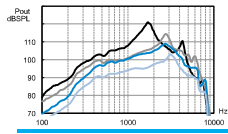
OSPL₉₀				
Maximum (dB SPL)	120	125	129	135
at RTF (dB SPL)	111	118	120	133



Full on gain (input 50 dB SPL)				
Maximum (dB)	50	60	70	78
at RTF (dB)	43	53	61	76







Basic frequency response				
Frequency range (DIN 45605) (Hz)	<100 - 8000	<100 - 6800	<100 - 7700	<100 - 5000
Reference test gain (dB)	36	43	45	58
Current drain at RTG (mA) 10A/312/13	1.2/1.2/1.2	1.1/1.1/1.1	1.2/1.2/1.2	--/1.2/1.2
Typical battery life (h) 10A/312/13	80/150/260	90/160/280	80/150/260	--/150/260
Equivalent input noise at RTG (dB SPL)	19	19	19	19
Total harmonic distortion at 500 Hz/800 Hz/1600 Hz (%)	2.0/2.5/2.0	1.0/2.0/1.0	1.0/1.5/1.0	1.0/1.5/1.0



Induction coil sensitivity				
at RTF (graph shown for 31.6 mA/m at RTG) (dB SPL)	95	103	105	119
Maximum (1 mA/m at full on gain) (dB SPL)	80	89	100	108
at RTF (1 mA/m at full on gain) (dB SPL)	73	83	91	106

Electromagnetic compatibility				
EMC immunity by IEC 60118-13, 2011 field strength	26/24/24	25/21/21	19/19/22	25/22/23
90/50/35 V/m, omni. IRIL low/medium/high band (dB SPL)				

Legend

-  Super Power
-  High Power
-  Power
-  Moderate Power

Test conditions

Battery size: 10A/312/13; Source voltage: 1.3 V; Vent: closed at canal end
 Tubing 5 mm (2cc/OES coupler) - all power levels
 The hearing instrument is set to Unitron TrueFit test settings. LLE is applied at an approximate level of 35 dB SPL.
 Sound pressure level of these hearing aids exceeds 132 dB SPL.
 We reserve the right to change specification data without notice as improvements are introduced.